




Power Supply Selection Guide

Linear Power Supply										
MODEL	Max. Power	CH1	CH2	CH3	CH4	Series	Parallel	Interface		
								STD.	OPT.	
GPS-series										
GPS-4303	200VA	V	0~30	0~30	2.2~5.2	8~15	60V, 3A	30V, 6A	-	-
		A	0~3	0~3	1 Max.	1 Max.				
GPS-4251	55VA	V	0~25	0~25	3~6	8~15	50V, 0.5A	25V, 1A	-	-
		A	0~0.5	0~0.5	2.5 Max.	1 Max.				
GPS-3303	198VA	V	0~30	0~30	5 fixed	-	60V, 3A	30V, 6A	-	-
		A	0~3	0~3	3 Max.	-				
GPS-2303	180VA	V	0~30	0~30	-	-	60V, 3A	30V, 6A	-	-
		A	0~3	0~3	-	-				
Linear Power Supply/Programmable										
PSS-series										
PSS-2005	100VA	V	0~20	-	-	-	-	-	RS-232C	GPIB
		A	0~5	-	-	-				
PSS-3203	94VA	V	0~32	-	-	-	-	-	RS-232C	GPIB
		A	0~3	-	-	-				
PST-series										
PST-3202	158VA	V	0~32	0~32	0~6	-	64V, 2A	32V, 4A	RS-232C	GPIB
		A	0~2	0~2	0~5	-				
PST-3201	96VA	V	0~32	0~32	0~32	-	64V, 1A	32V, 2A	RS-232C	GPIB
		A	0~1	0~1	0~1	-				
PSM-series										
PSM-2010	200VA	V	0~20/ 0~8	-	-	-	-	-	RS-232C GPIB	-
		A	0~10/ 0~20	-	-	-				
PSM-3004	200VA	V	0~30/ 0~15	-	-	-	-	-	RS-232C GPIB	-
		A	0~4/ 0~7	-	-	-				
PSM-6003	180VA	V	0~60/ 0~30	-	-	-	-	-	RS-232C GPIB	-
		A	0~3/ 0~6	-	-	-				

Switching Power Supply					
MODEL	Max. Power	CH1	Interface		
			STD.	OPT.	
SPS-series					
SPS-1230	360VA	V	0~12	-	-
		A	0~30	-	-
SPS-1820	360VA	V	0~18	-	-
		A	0~20	-	-
SPS-2415	360VA	V	0~24	-	-
		A	0~15	-	-
SPS-3610	360VA	V	0~36	-	-
		A	0~10	-	-
SPS-606	360VA	V	0~60	-	-
		A	0~6	-	-
Switching Power Supply/Programmable					
PSP-series					
PSP-603	210VA	V	0~60	RS-232C	-
		A	0~3.5	-	-
PSP-405	200VA	V	0~40	RS-232C	-
		A	0~5	-	-
PSP-2010	200VA	V	0~20	RS-232C	-
		A	0~10	-	-
PSH-series					
PSH-1036	360VA	V	10	RS-232C	GPIB
		A	36	-	-
PSH-2018	360VA	V	20	RS-232C	GPIB
		A	18	-	-
PSH-3610	360VA	V	36	RS-232C	GPIB
		A	10	-	-
PSH-6006	360VA	V	60	RS-232C	GPIB
		A	6	-	-
PSH-1070	700VA	V	10	RS-232C	GPIB
		A	70	-	-
PSH-2035	700VA	V	20	RS-232C	GPIB
		A	35	-	-
PSH-3620	720VA	V	36	RS-232C	GPIB
		A	20	-	-
PSH-6012	720VA	V	60	RS-232C	GPIB
		A	12	-	-
PSH-10100	1000VA	V	10	RS-232C	GPIB
		A	100	-	-
PSH-2050	1000VA	V	20	RS-232C	GPIB
		A	50	-	-
PSH-3630	1080VA	V	36	RS-232C	GPIB
		A	30	-	-
PSH-6018	1080VA	V	60	RS-232C	GPIB
		A	18	-	-

Instrument Test Lead

<p>GTL-104 For: GPS, PSS (Current 4A-10A)</p> 	<p>GTL-105 For: GPS, PST, PSS (Current 3A)</p> 	<p>GTL-203/204 (For Europe Only) For: GPS, SPS, PSP (GTL-203 Current 3A, GTL-204 Current 4~10A)</p> 
--	---	--

ISO-9001 & ISO-14001 CERTIFIED MANUFACTURER



GOOD WILL INSTRUMENT CO., LTD.
No. 95-11, Pao-Chung Road, Hsin-Tien City,
Taipei Hsien, Taiwan, R.O.C.
Tel: +886-2-29179188 Fax: +886-2-29179189
http://www.goodwill.com.tw
E-mail: marketing@goodwill.com.tw

U.S.A.
INSTEK CORP.
1205 John Reed Court
City of Industry, CA 91745, U.S.A.
Tel: +1-626-3366537
Fax: +1-626-3691748
http://www.instek.com

MALAYSIA
GOOD WILL Southeast Asia Sdn. Bhd.
No. 5-3-11, Hunza Complex,
Jalan Gangsa, Greenlane Heights,
11600 Penang, Malaysia
Tel: +60-4-6591988
Fax: +60-4-6591989

CHINA
GOOD WILL Instrument(Suzhou)Co., Ltd.
No. 69, Lushan Road, Suzhou New District,
Jiangsu, China
Tel: +86-512-66617177
Fax: +86-512-66617277

PS-000SGDOBH

Best Choice For **Power Supply**



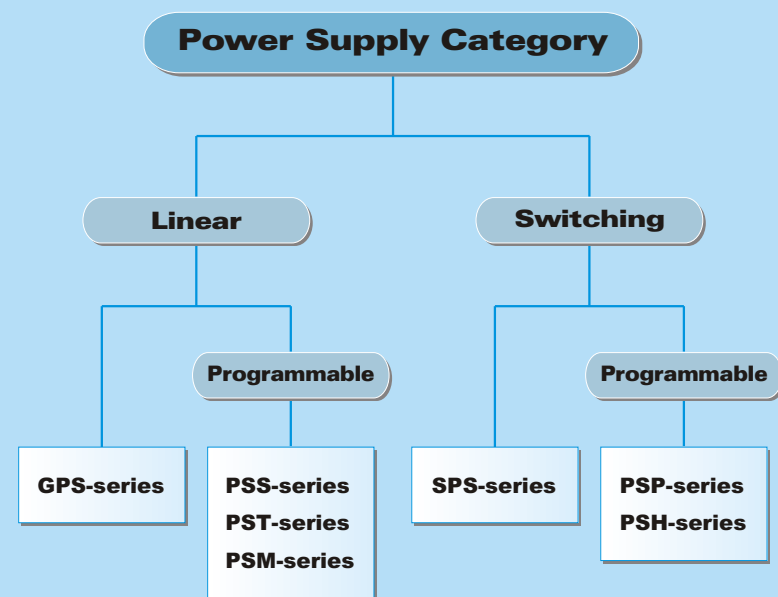
- Linear Power Supply
- Linear Programmable Power Supply
- Switching Power Supply
- Switching Programmable Power Supply



Following the technology evolution, the power supply demands in the market have gone into diverse interests based on the respective applications. GW instek has always aimed to establish itself as a professional manufacturer of DC power supply in providing a wide range of products, including both linear and switching power supplies, to meet the market demands in various applications.

When the power of high accuracy and high stability is needed, the linear power supply series, such as GPS and PST products, are among the best solutions you could find in the market. When the power of high density and high efficiency is at demand, the switching power products, such as PSH-series and PSP-series, are there to provide a high price-to-performance value. GW instek currently offers more than 100 power supply products to ensure most of the customers with diverse applications in the field are well taken care of.

Note: The products shown in this short-form are only part of GW instek's full line power supplies. Please refer to GW T&M catalog for all the products available.



Application in Different Products

MODEL	Education	University/Research Lab	Production Testing	ATE for Production	Burn-In
GPS-series	✓	✓	✓		
PSS-series		✓		✓	
PST-series		✓		✓	
PSM-series		✓		✓	
SPS-series			✓		✓
PSP-series	✓	✓		✓	
PSH-series				✓	✓

Linear Power Supply

GPS-2303/3303/4251/4303



Multi-Output High Quality Power Supply (Max. Power 200VA)

GPS-Series offer the choices of 2, 3 and 4 independent outputs respectively with flexible output voltage/current combination, 0.01% highly regulated power outputs and considerate safety design.

Features :

- * Multiple Power Outputs : 2, 3 and 4 Independent Isolated Outputs with four 3 Digits LED Display
- * Stable and Clean Power : 0.01% Load and Line Regulation and Low Ripple and Noise
- * Flexibility of Output Voltage and Current : Tracking Operation and Auto Series/Parallel Extend Application Range to 60V/3A and 30V/6A
- * Safety Design : Output On/Off Switch, CC/CV Mode, Overload and Reverse Polarity Protection
- * Low Fan Acoustic Noise : Fan Speed Control Circuit to Minimize Fan Noise

Application :

- * Production Test
- * Education Laboratory

PSS-2005/3203 & PST-3201/3202



High Precision Programmable DC Power Supply (Max. Power 158VA)

The PSS-series is a single output programmable DC Power Supply design to deliver high resolution, high stability and easy-to-use operation.

The PST-series is a triple-output programmable DC Power Supply designed to meet most of the engineers' requirement with high resolution (10mV, 1mA), high stability, safety protection design and large LCD display which can display the setting and output power simultaneously.

Features :

- * High Resolution : 10mV, 1mA
- * Large LCD Display : Display the Setting and Output Power, V, A at Each Channel (PST-series Only)
- * 100 sets of Setting Memories and Auto-Running (PST-series Only)
- * High Stability and Low Drift ; Safety Protection : OVP, OCP, OTP
- * Labview Driver
- * Standard : RS-232C ; Option : GPIB (SCPI Compatible Command Set)

Application :

- * University/Research Laboratory
- * ATE for Production Test

PSM-2010/3004/6003



Dual Range Programmable DC Power Supply (Max. Power 200VA)

PSM-series is a high-resolution (1mV, 1mA), high stability, DC programmable power with dual power range. With the feature of Dual Range, PSM-series can provide more flexible power output to cover wider application.

Features :

- * Dual Range Output (Max. 200W)
- * High Resolution (1mV, 1mA), Low Noise, Excellent Regulation
- * High Glow VFD Display
- * Safety Design : OVP, OCP, OTP
- * 100 sets Save/Recall Memory
- * Auto Step Running with Time Setting
- * Self Test and Software Calibration
- * Labview Driver
- * Standard Interface : RS-232C, GPIB (SCPI Compatible Command Set)

Application :

- * University/Research Laboratory
- * ATE for Production Test

Switching Power Supply

SPS-1230/1820/2415/3610/606



COMPACT
Light Weight
Economic

360W DC Switching Power Supply (Max. Power 360VA)

SPS-Series is a single output 360W DC Switching Power Supply featured with higher efficiency and higher power density compared to linear Power Supply.

Features :

- * High Efficiency, High Power Density
- * Compact Size and Light Weight
- * Good Regulation (0.01%)
- * Output On/Off Remote Control
- * Safety Design : OVP

Application :

- * Production Test
- * Burn- In Test

PSP-603/405/2010



Most Affordable 200W Programmable Switching DC Power Supply (Max. Power 210VA)

PSP-series is a single output 200W Programmable Switching DC Power Supply with LCD display to show the output power, V, A and settings. With switching technology, GPS-series deliver very compact, light weight, high efficiency, high density features at a surprisingly affordable price.

Features :

- * LCD Display to Show the Output Power, V, A and Settings
- * Normal, +% 1 -% Operation Key
- * High Efficiency and High Power Density
- * Safety Design : OVP, OCP, OPP
- * Output On/Off Control
- * Three Steps Fans Control
- * Interface: RS-232C

Application :

- * University/Research Laboratory
- * Production Test

PSH-series



Modularized Programmable Switching Power Supply (Max. Power 1000VA)

PSH-series is a 360W~1000W modularized Programmable Switching Power Supply designed to fit into the various application of different power range or voltage/current combination! With switching technique and PFC control, PSH-series is able to raise the efficiency of power consumption to be in line with global environmental concern.

Features :

- * High Power Factor(with PFC Control)* Output On/Off Control
- * High Efficiency and High Power Density
- * Low Ripple and Noise
- * Safety Design: OVP, OCP, OTP
- * Self-Test and Software Control
- * Labview Driver
- * RS-232C(Standard);GPIB(Optional)

Application :

- * ATE for Semiconductor, Battery Charge System..
- * Production Test for DC to DC Converter, Barcode Reader.
- * Aging Test for LCD, PDP Module, ..