

CURRENT PROBE & POWER SUPPLY



GCP-530/1030



GCP-206P/425P



GCP-530/1030 GCP-206P/425P

FEATURES

- Bandwidths : DC~50 MHz and 100 MHz
- High S/N Ratio : Ideal for Measuring mA Signals (GCP-530)
- High Bbandwidth, From DC ~ 100 MHz (GCP-1030)
- DC and AC Measurements
- Better than 1% Accuracy
- Direct Connection to High-impedance 1 M Ω BNC Oscilloscope Inputs
- Demagnetize Switch : Demagnetizes the Core to Remove any Residual Magnetism
- Simple Overload Protector Prevents Damage Due to Overheating
- 2 Channel or 4 Channel Current Probe Power Supplies Designed for the GCP-530 and GCP-1030 Clamp Probes, The Power Supplies are Ideal for When Power is not Available From an Oscilloscope or for General Current Measurement Applications

50MHz and 100MHz AC/DC Current Measurement

For easily observing current waveforms under a wide bandwidth and with high sensitivity, the GCP-530 and GCP-1030 clamp on current probes only need to be connected to the BNC input of a data logger or oscilloscope and clamped onto a conductor to start measurement.

Multiple Applications for AC and DC Measurements

Using the combination of a Hall-effect sensor and an AC current transformer, the probes provide accurate measurement of DC or AC currents up to 30Arms or DC100 MHz (for model GCP-1030). The split core construction allows the probe to easily clip on to a conductor without breaking the conductor.

Wide Range of Applications

With a flat frequency response, low noise and low insertion loss, the GCP-530 and GCP-1030 clamp-on probes are ideal for measuring steady state or transient current in amplifiers, inverters, electric motors, switching power supplies, controllers, sensors, LCD displays and electronic ballasts. For low current measurements, the high signal-to-noise ratio also makes the GCP-530 and GCP-1030 current probes ideal solutions.

High Accuracy Current Measurement

The demagnetize switch demagnetizes the core to remove any residual magnetism that has developed from excessive input current or from external magnetic fields. The zero adjustment control allows temperature drift and DC voltage offset to be easily compensated.

APPLICATIONS

- Power Supply Design
- Power Device Evaluation
- Power Converter Design

GCP-530/1030 & GCP-206P/425P

GW INSTEK
Simply Reliable

SPECIFICATIONS

	GCP-530	GCP-1030
Probe Bandwidth	DC ~ 50MHz	DC ~ 100MHz
Rise Time	7ns or less	3.5ns or less
Maximum Continuous Input Range	30Arms	30Arms
Maximum Peak Current Value	50Apeak	50Apeak
Output Voltage Rate	0.1V/A	0.1V/A
Amplitude Accuracy	$\pm 1.0\%rdg \pm 1mV$ (0~30Arms/DC, 45~66Hz) ; $\pm 2.0\%rdg$ (30Arms~50A peak/DC, 45~66Hz)	$\pm 1.0\%rdg \pm 1mV$ (0~30Arms/DC, 45~66Hz) ; $\pm 2.0\%rdg$ (30Arms~50A peak/DC, 45~66Hz)
Noise	2.5mArms or less	2.5mArms or less
Rate Supply Voltage	$\pm 12V \pm 0.5V$	$\pm 12V \pm 0.5V$
Conductor Diameter	max. 5mm	max. 5mm
Maximum Rated Power	5.6VA	5.3VA
Maximum Rated Voltage	300V, CAT I	300V, CAT I
Safety Standards	En61010 Over voltage category II, III (anticipated transient over voltage 4000V). pollution degree 2	

SPECIFICATIONS

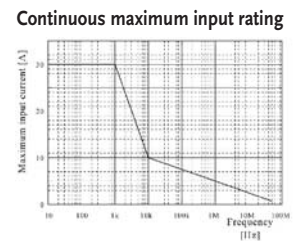
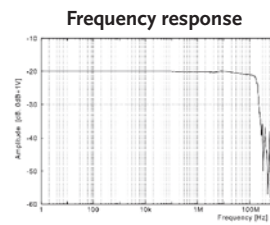
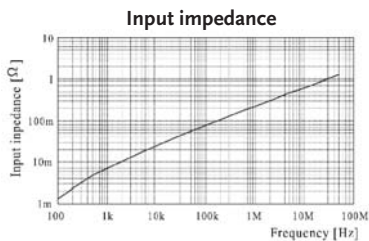
	GCP-206P	GCP-425P
Compatible Current Probe	GCP-530/GCP-1030	GCP-530/GCP-1030
Number of Power Supply Connectors	2	4
Output Voltage	$\pm 12V \pm 0.5V$	$\pm 12V \pm 0.5V$
Rated Output Current	$\pm 600mA$	$\pm 2.5A$
Rated Supply Voltage (50/60Hz)	100V AC $\pm 10\%$ 120/220/240 V (Specify when ordering)	100V~240V AC $\pm 10\%$
Maximum Rated Power	20VA	170VA
Dimensions Weight	73(W)x110(H)x 186(D)mm ; Approx.1.1kg	80(W)x119(H)x 200(D)mm ; Approx.1.1kg
Accessories	Power cord, fuse	Power cord, fuse

ORDERING INFORMATION

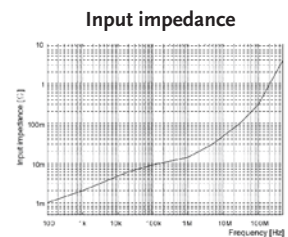
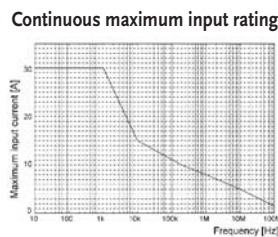
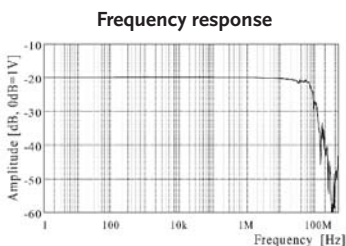
- GCP-530** 50 MHz/30A AC/DC Current Probe
GCP-1030 100 MHz/30A AC/DC Current Probe
GCP-206P 2-Channel Power Supply for GCP-530 and GCP-1030 Series Current Probes
GCP-425P 4-Channel Power Supply for GCP-530 and GCP-1030 Series Current Probes

IMPORTANT CHARACTERISTICS

GCP-530



GCP-1030



Global Headquarters

GOOD WILL INSTRUMENT CO., LTD.

No.7-1, Jhongsing Road, Tucheng Dist., New Taipei City 236, Taiwan
 T +886-2-2268-0389 F +886-2-2268-0639
 E-mail: marketing@goodwill.com.tw

China Subsidiary

GOOD WILL INSTRUMENT (SUZHOU) CO., LTD.

No. 521, Zhujiang Road, Snd, Suzhou Jiangsu 215011 China
 T +86-512-6661-7177 F +86-512-6661-7277
 E-mail: marketing@instek.com.cn

Malaysia Subsidiary

GOOD WILL INSTRUMENT (SEA) SDN. BHD.

No. 1-3-18, Elit Avenue, Jalan Mayang Pasir 3,
 11950 Bayan Baru, Penang, Malaysia
 T +604-6111122 F +604-6115225
 E-mail: sales@goodwill.com.my

Europe Subsidiary

GOOD WILL INSTRUMENT EURO B.V.

De Run 5427A, 5504DC Veldhoven, THE NETHERLANDS
 T +31(0)40-2557790 F +31(0)40-2541194

U.S.A. Subsidiary

INSTEK AMERICA CORP.

5198 Brooks Street Montclair, CA 91763, U.S.A.
 T +1-909-399-3535 F +1-909-399-0819
 E-mail: sales@instekamerica.com

Japan Subsidiary

TEXIO TECHNOLOGY CORPORATION.

7F Towa Fudosan Shin Yokohama Bldg., 2-18-13 Shin
 Yokohama, Kohoku-ku, Yokohama, Kanagawa,
 222-0033 Japan
 T +81-45-620-2305 F +81-45-534-7181
 E-mail: info@texio.co.jp

Korea Subsidiary

GOOD WILL INSTRUMENT KOREA CO., LTD.

Room No.503, Gyeonginro 775 (Mullae-Dong 3Ga,
 Ace Hightech-City B/D 1Dong), Yeongduengpo-Gu,
 Seoul 150093, Korea.
 T +82-2-3439-2205 F +82-2-3439-2207
 E-mail: gwinstek@gwinstek.co.kr

GW INSTEK

Simply Reliable



www.gwinstek.com



www.facebook.com/GWInstek