

Transient Limiter

GPL-5010

USER MANUAL

GW INSTEK PART NO.



ISO-9001 CERTIFIED MANUFACTURER

GW INSTEK

This manual contains proprietary information, which is protected by copyright. All rights are reserved. No part of this manual may be photocopied, reproduced or translated to another language without prior written consent of Good Will company.

The information in this manual was correct at the time of printing. However, Good Will continues to improve products and reserves the rights to change specification, equipment, and maintenance procedures at any time without notice.

Good Will Instrument Co., Ltd.
No. 7-1, Jhongsing Rd., Tucheng Dist., New Taipei City 236, Taiwan

Table of Contents

O VERVIEW	2
P ACKAGE CONTENTS	3
A PPPLICATION	4
S CHEMATIC DIAGRAM	5
A PPEARANCE.....	6
A PPENDIX	7
GPL-5010 Specifications	7

OVERVIEW

GW INSTEK GPL-5010 transient limiter is commonly used to test electromagnetic interference. For EMI testing, when accidentally overloaded, it can protect the terminal circuit and the valuable EMI test equipment. Meanwhile, together with our GLN-5040A Two Line V-Network, they constitute a complete EMI test system.



P PACKAGE CONTENTS

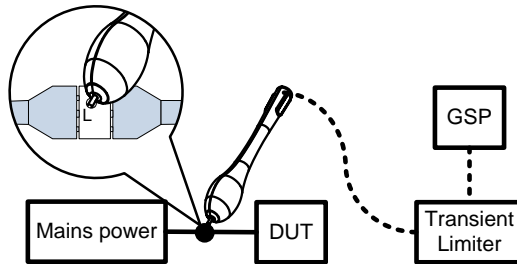
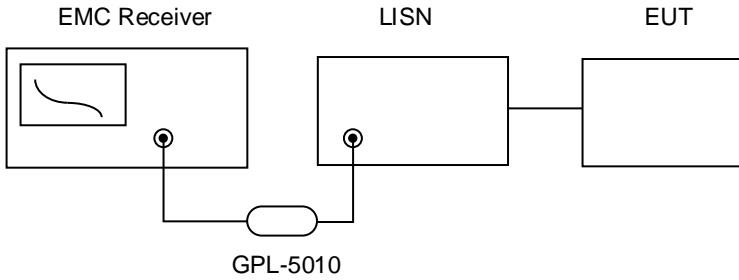
Item	Quantity
Limiters main unit	1 Pcs
User instruction manual and warranty card	1 Book
Test report	1 Sheet

A

APPLICATION

- It can be used in Power supply (switch type and linear) design.
 - It can be used in Inverter/transformer design.
 - It can be used in LED illumination design.
-

S SCHEMATIC DIAGRAM



A PPEARANCE



Input Interface: BNC female

Output Interface: N male

APPENDIX

GPL-5010 Specifications

Bandwidth	9kHz-200MHz	
Limit level	50mW(+17dBm)	
System impedance	50Ω	
Connectors	Input	Input : BNC (female)
	Output	Output : N (male)
Maximum input level	Continuous: 2.5W(+34dBm)	
	Pulse: 10kW(10uS)	
	DC: ±12V	
Insertion loss	<2kHz	>30dB
	9kHz-50MHz	10dB±0.5dB
	50MHz-200MHz	10dB+2.2dB/ 10dB-0.5dB
	<6kHz, >400MHz	>13dB
Frequency response curve	Figure 1(25°C)	
Amplitude limiting specification curve	Figure 2(25°C)	
Operating temperature	0°C-55°C	
Storage temperature	-40°C-80°C	
Dimensions	118mm(L)x44mm(W)x23mm(H)	
Weight	Approx. 92g	
Certification	CE(EN61010-1:2010	
	EN61326-1:2013	
	EN61000-3-2:2014	
	EN61000-3-3:2013)	

Figure 1
Frequency
Response Curve

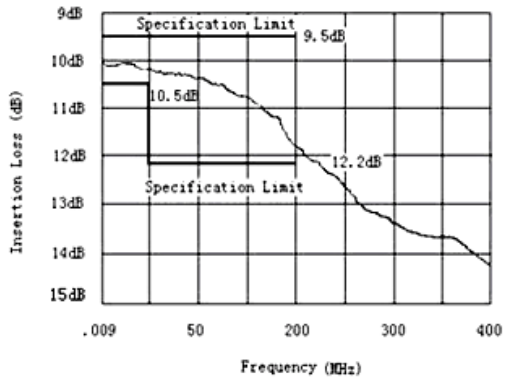


Figure 2
Amplitude
Limiting
Specification
Curve

