

# High Voltage / Ground Bond Adapter Box

GHT-118



## User Manual

GW INSTEK PART NO. 82HT-11800MC1

This assembly manual contains proprietary information, which is protected by copyrights. All rights are reserved. No part of this manual may be photocopied, reproduced or translated to another language without prior written consent of Good Will company.

The information in this manual was correct at the time of printing. However, Good Will continues to improve products and reserves the rights to change specification, equipment, and maintenance procedures at any time without notice.

Good Will Instrument Co., Ltd.  
No. 7-1, Jhongsing Rd., Tucheng Dist., New Taipei City 236, Taiwan.



ISO-9001 CERTIFIED MANUFACTURER

**GW INSTEK**

# GHT-118

The GHT-118 High Voltage / Ground Bond Adapter Box is an optional accessory of the GPT Series Electrical Safety Analyzer/Tester aimed at providing a convenient way to connect the DUT's AC line socket for the AC withstanding, DC withstanding, Insulation Resistance and Ground Bond tests. Among the GPT Series Electrical Safety Analyzer/Tester, the Ground Bond testing function is only available on the GPT-15004, GPT-12004, GPT-9804 and the GPT-9904.

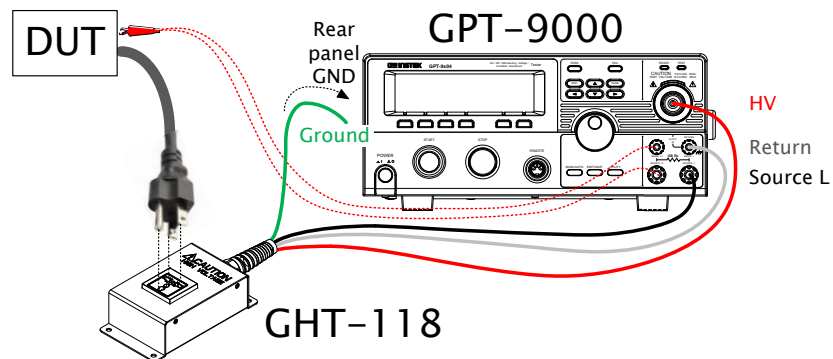
## Consideration

### ⚠ Warning

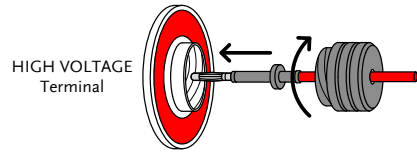
The GPT series Electrical Safety Analyzers/Testers operate at up to 5kVAC and 6kVDC. To prevent electrical shock, the grounding wire of the adapter box (green/yellow wire) must be connected to the ground connector of the GPT series rear panel. Please also make sure that the GPT series is properly grounded via its AC line input. Please refer to the specific GPT series User Manual for more information regarding safety and the earth ground connection.

## Connection

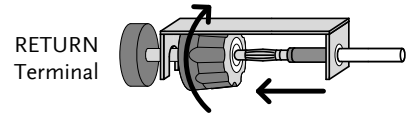
### Connection diagram



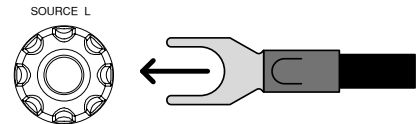
1. Connect the red wire to the High Voltage terminal of the GPT series.



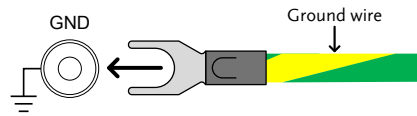
2. Connect the white wire to the Return terminal of the GPT series.



3. Connect the black wire to the Source L terminal of the GPT series.



4. Connect the green/yellow wire to the GND terminal at the rear panel of the GPT series.



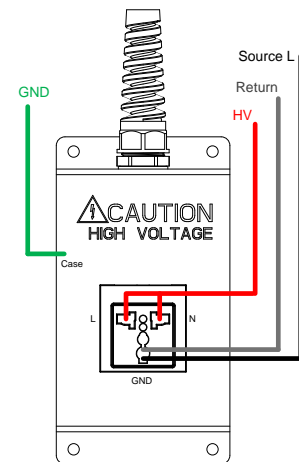
## Internal connection

### Universal Type

The AC plug L and N terminals are shorted and connected to the red HV wire.

The AC plug GND terminal is connected to the white Return wire and black Source L wire.

The adapter's case is connected to the green/yellow GND wire.

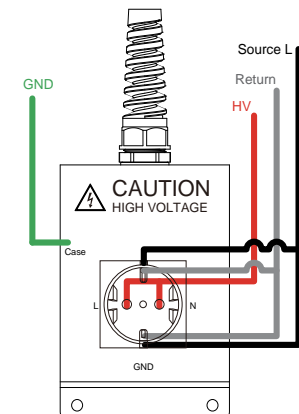


### EU Type

The AC plug L and N terminals are shorted and connected to the red HV wire.

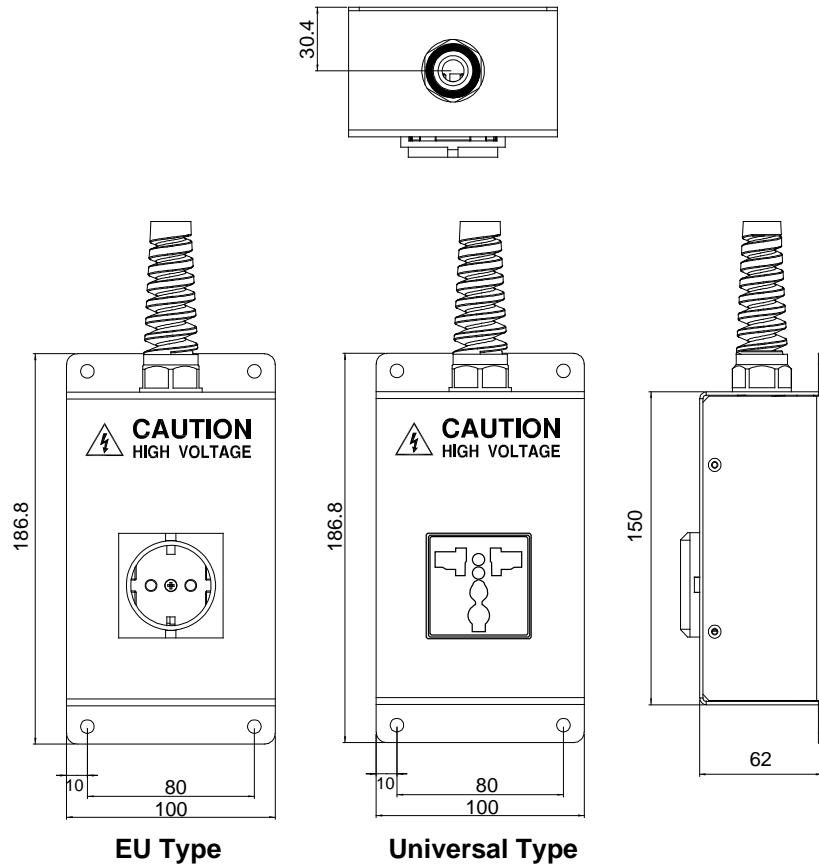
The AC plug GND terminal is connected to the white Return wire and black Source L wire.

The adapter's case is connected to the green/yellow GND wire.



# Dimensions

Dimensions



Wiring length

Color	Description	Length
Red	High Voltage	1,000mm
White	Return	1,000mm
Black	Source L	1,000mm
Green/yellow	Ground	1,500mm

# Applicable Device

Series	Models
GPT-15000 Series	GPT-15004
GPT-12000 Series	GPT-12004
GPT-9900/9900A Series	GPT-9904
GPT-9800 Series	GPT-9804